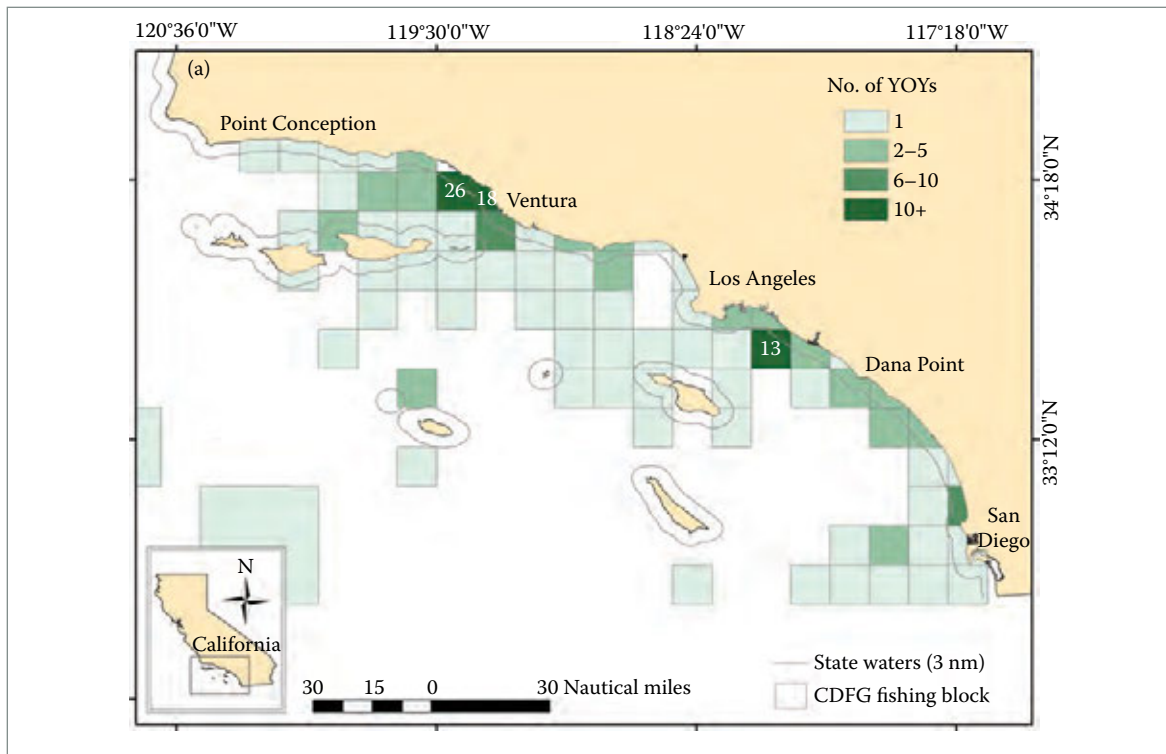


## Locations of White Shark Captures in Southern California by Age Class

YOY

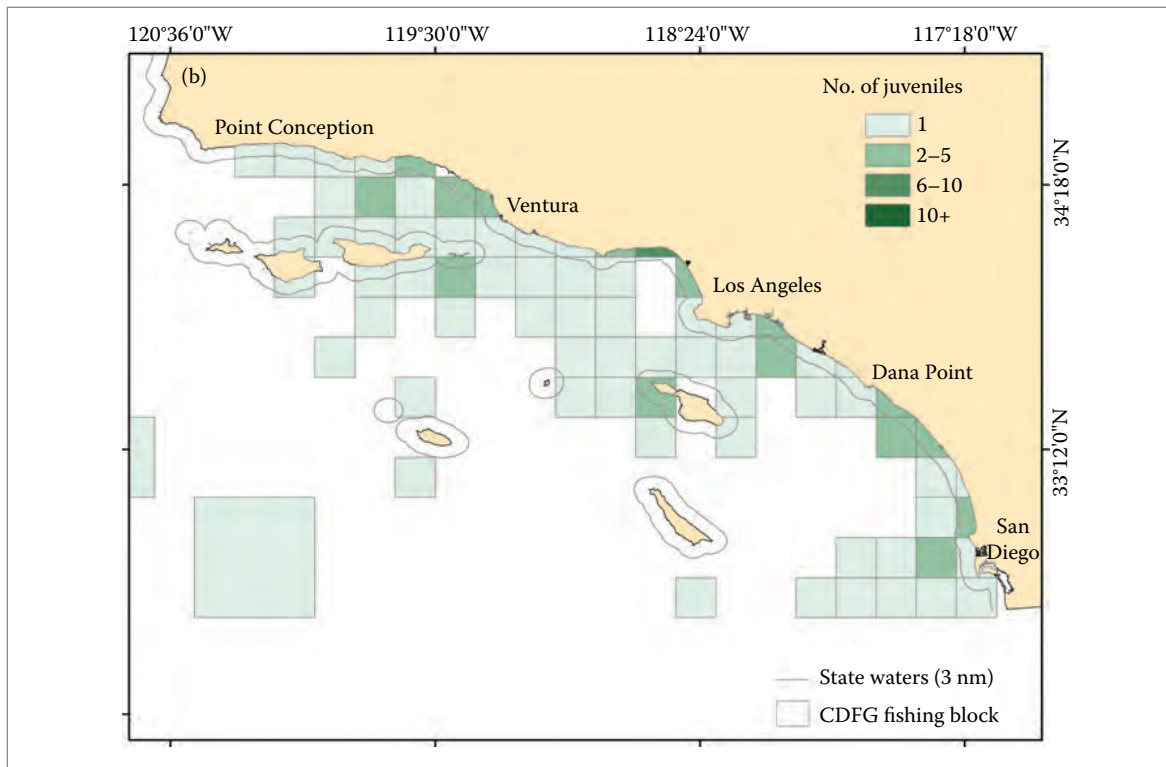


**Figure 14.2** Spatial distribution of reported YOY (a), juvenile (b), and adult (c) White Shark Captures occurring in Southern California, 1935-2009. The numbers represent sample sizes for fishing blocks (10 min. x 10 min.) with greater than 10 sharks.

Copyright 2012. From *Global Perspectives on the Biology and Life History of the White Shark*, Chapter 14 "Historic Fishery Interactions with White Sharks in the Southern California Bight" by C. Lowe, M. Blasius, E. Jarvis, T. Mason, G. Goodman-Lowe and J. O'Sullivan. Reproduced by permission of Taylor and Francis Group, LLC, a division of Informa plc.

Locations of White Shark Captures in Southern California by Age Class (continued)

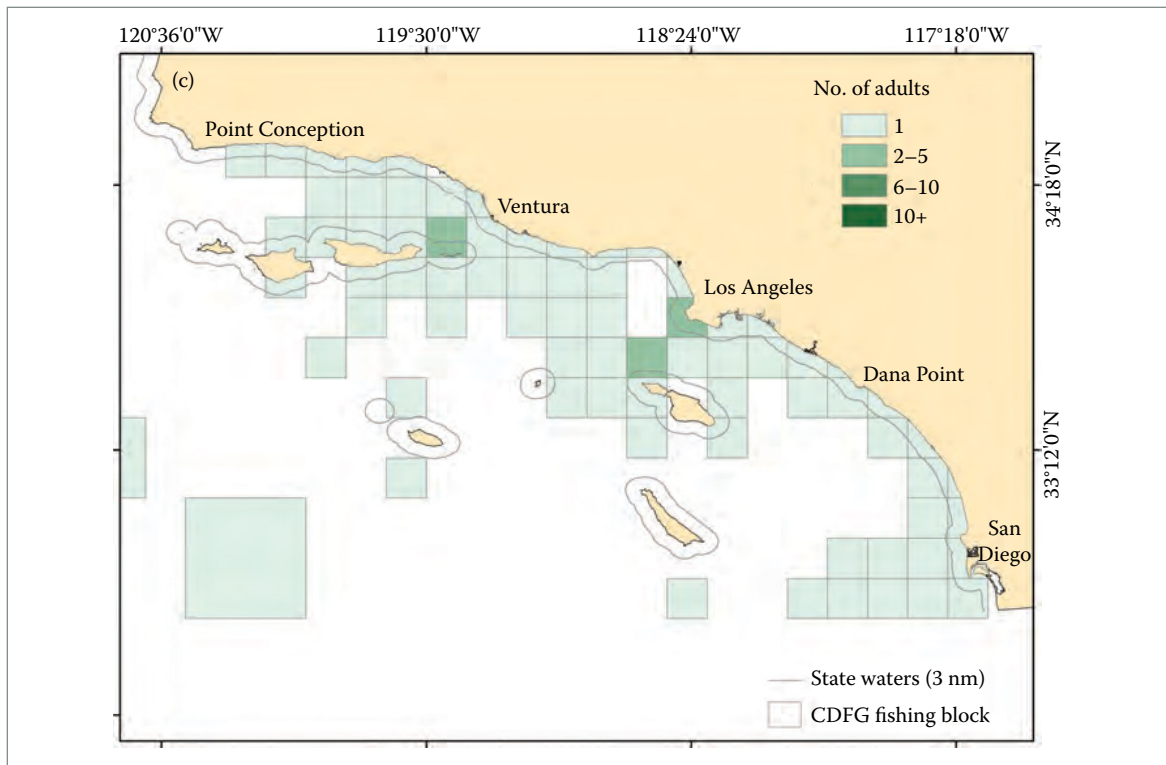
Juveniles



**Figure 14.2** Spatial distribution of reported YOY (a), juvenile (b), and adult (c) White Shark Captures occurring in Southern California, 1935-2009. The numbers represent sample sizes for fishing blocks (10 min. x 10 min.) with greater than 10 sharks.

Locations of White Shark Captures in Southern California by Age Class (continued)

Adults



**Figure 14.2** Spatial distribution of reported YOY (a), juvenile (b), and adult (c) White Shark Captures occurring in Southern California, 1935-2009. The numbers represent sample sizes for fishing blocks (10 min. x 10 min.) with greater than 10 sharks.